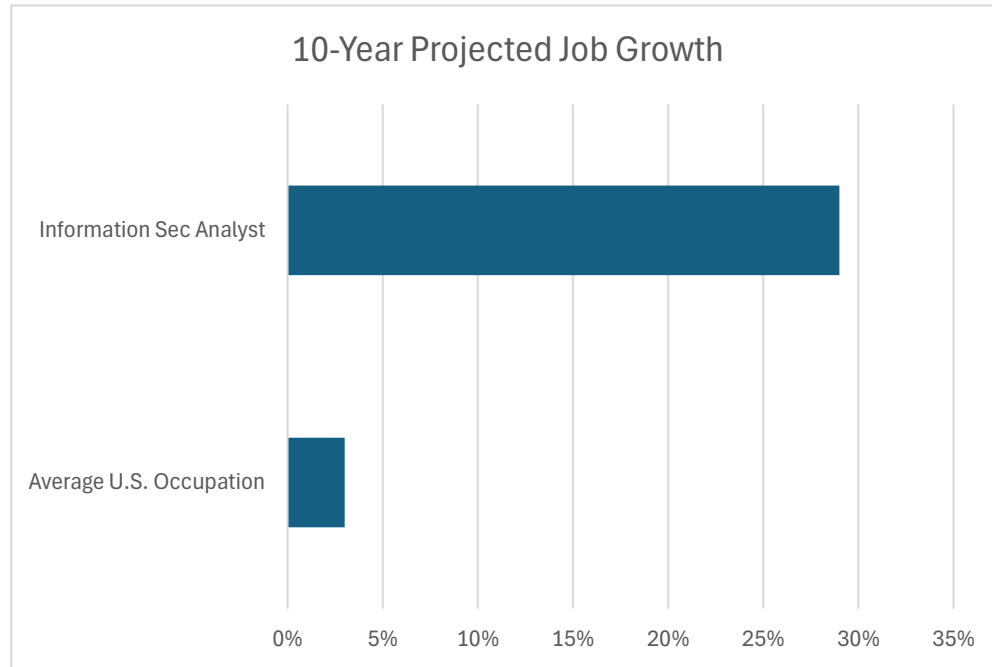


Graph 1: 10-Year Projected Job Growth

P.J. Growth

Average U.S. Occupation	3%
Information Sec Analyst	29%



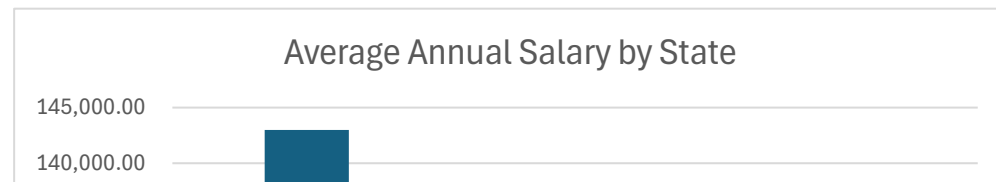
Key note:

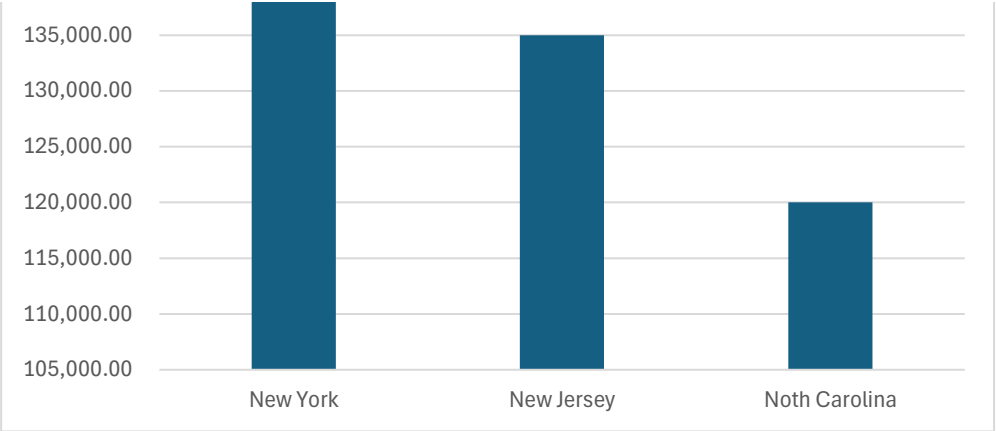
Job Outlook, 2024-34

The projected percent change in employment from 2024 to 2034. The average growth rate for all occupations is 3 percent.

Graph 2: Average Annual Salary by State

States	Salary
New York	143,000.00
New Jersey	135,000.00
Noth Carolina	120,000.00





Graph 3: Cost of Living Index

States	C.L.Index
New York	125.1
New Jersey	115.1
National Average	100
North Carolina	95.7

